



## How to Create Beautiful User Experiences Using Canvas Apps

### What are Canvas Apps?

Canvas can be defined as a blank paper on which you can make designs as per your requirements. Canvas apps allow you to make the design better using drag-and-drop components in any format, to make a beautiful user

To create a fully customized application, as you can see in the figure below:


### Understand the User Requirement:-

One of the most challenging parts of designing. Try to create every look and feel as per the user's requirements.




### Stakeholder Requirements Specification:-

Taking the time to understand all the requirements is crucial to delivering a successful production app. Depending on the solution or company policies, you'll have certain security, privacy, or compliance requirements you want to follow.




### User Interface (UI):-

You have the freedom to choose any theme from the ones available in the canvas app like – Images, Videos, Audio and set conditions like: auto-play on starting the app.




### Offline Mode:-

You will need to make sure you are using collections and additional functions like Save Data and Load Data as you go along to allow your app to function offline. Also, if you're using Forms and trying to implement Offline mode, you'll run into issues.



### Data Model:-

How does one decide which data source to use for your solution? Maybe you already have a data source implemented that users work with on a day-to-day basis, like SharePoint or Common Data Service (CDS). Have you just used this as your data source to build your app? Do you want to attach to multiple data sources?




### Business Data Flow:-

When you select Common Data Service (CDS) as a connector for your apps, you can use some restrictions on it using business rules to apply for logic and validations without any extra line of code. CDS and business rules are applied at the info level, so you simply can apply the enforced rules, no matter how the info is accessed.



### Results:-

Finally, debate your app's data result- what sort of knowledge will the app generate, and once generated, what's going to be through with it?



To conclude, Power Apps is a marvelous tool to create brilliant user experiences with Canvas Apps. If you're planning to implement the Power Apps platform to take your business to the next level, get in touch with us now!